



Wheat Trial Results:

Objective

Evaluate the impact that AgriTec International's general wheat production recommendations have on soil profile characteristics.

Overview:

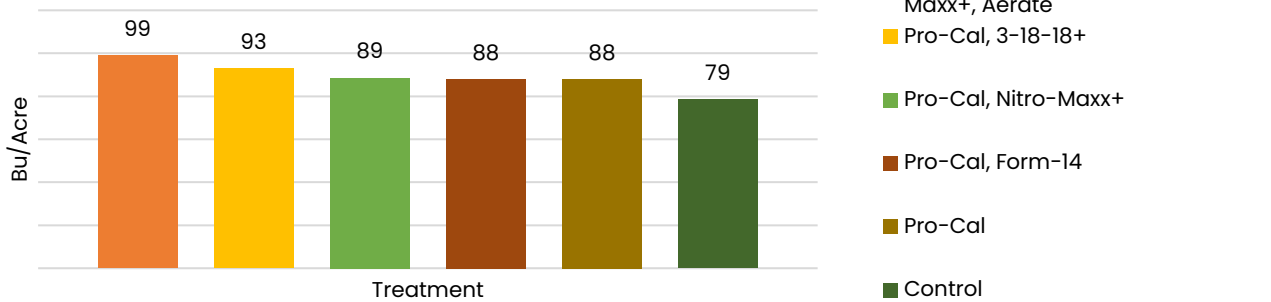
The control plot received 80 lbs of Nitrogen. There were 5 testing plots each receiving a different AgriTec fertilizer program.



Crop Type:

Wheat

Wheat Production

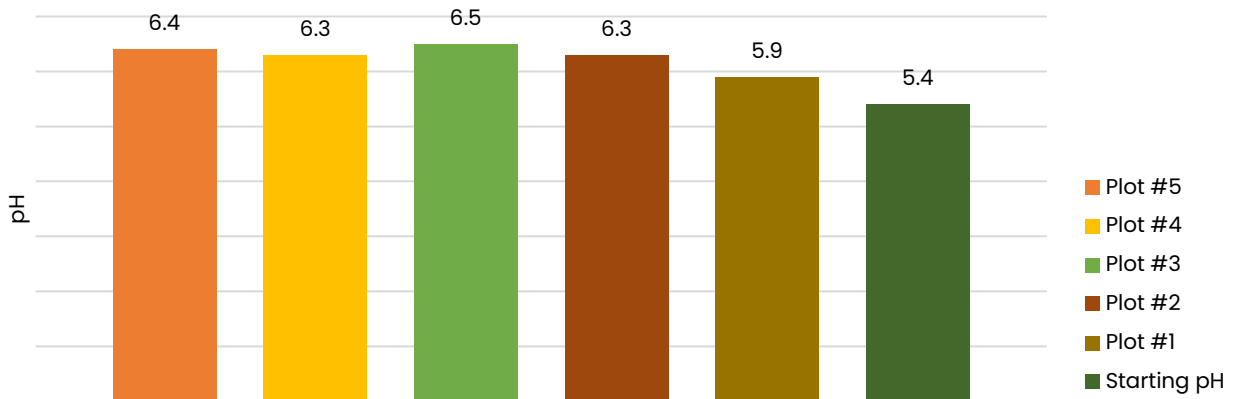


The Effects of pH During Treatment

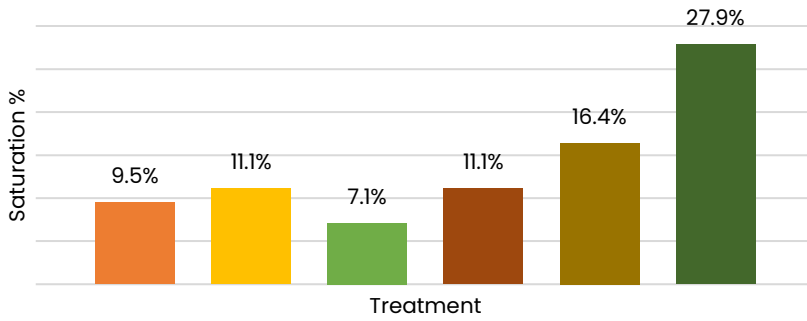
Each plot was given 5 gallons of Pro-Cal Liquid Calcium.

Collection Time	Plot #1	Plot #2	Plot #3	Plot #4	Plot #5
Initial pH	5.4	5.4	5.4	5.4	5.4
Ending pH	5.9	6.3	6.5	6.3	6.4

The Effects of pH During Treatment

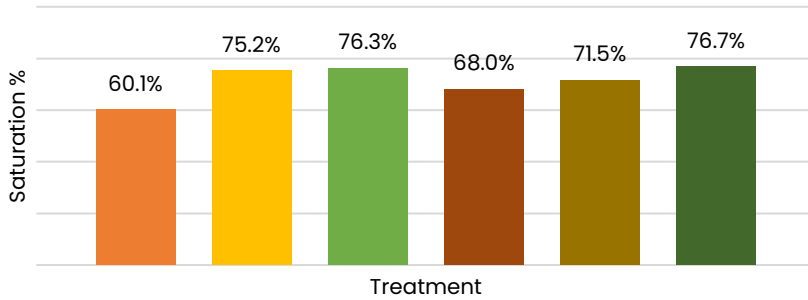


Hydrogen Saturation % Change



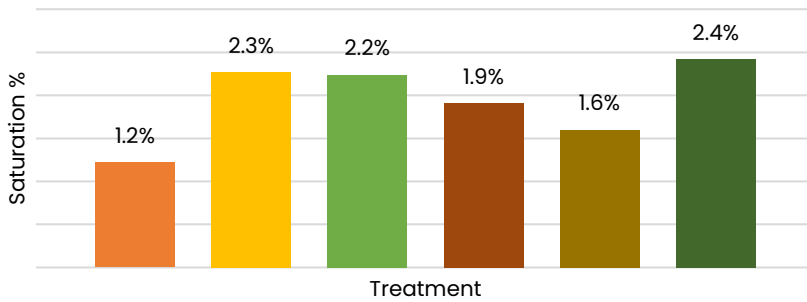
- Pro-Cal, 3-18-18+, Form-14, Nitro-Maxx+, Aerate
- Pro-Cal, 3-18-18+
- Pro-Cal, Nitro-Maxx+
- Pro-Cal, Form-14
- Pro-Cal
- Control

Calcium Saturation % Change



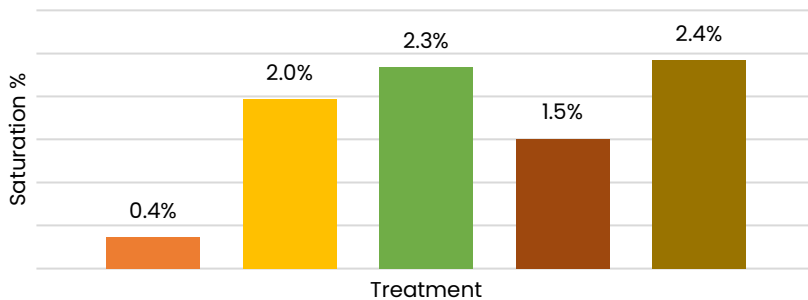
- Control
- Pro-Cal, 3-18-18+
- Pro-Cal, Nitro-Maxx+
- Pro-Cal, Form-14
- Pro-Cal
- Pro-Cal, 3-18-18+, Form-14, Nitro-Maxx+, Aerate

Nitrogen Intake % Change



- Control
- Pro-Cal, 3-18-18+
- Pro-Cal, Nitro-Maxx+
- Pro-Cal, Form-14
- Pro-Cal
- Pro-Cal, 3-18-18+, Form-14, Nitro-Maxx+, Aerate

Potassium Intake % Change



- Control
- Pro-Cal, 3-18-18+
- Pro-Cal, Nitro-Maxx+
- Pro-Cal, Form-14
- Pro-Cal, 3-18-18+, Form-14, Nitro-Maxx+, Aerate